


workshop ramuan gulma

by JaF, ook_ and Kerem Akar



making matters symposium - 21 november 2020

'Tanah and Subjectivity' (by JaF)

We believe that material contains a cultural aspect that shapes a value on how we build a relationship with our ecosystem. Until then the modernization covers up these cultural aspects and its value in the name of productivity and the idea of progress.

So, we saw a material as a commodity or property. It's happening in Jatiwangi, and we can trace it from the colonial times when the dutch started the liberalization in Java and brought sugar factory investment. All the farming land in Java include in Jatiwangi became a sugar cane under the cultuurstelsel policy. The second wave of modernization has happened during the New Order, when Soeharto made Indonesia on the track with modern development, by having lots of infrastructure project developed. As a roof tile producer, Jatiwangi had an implication from that, which are increasing the demands of roof tile for the various infrastructure project especially, the public house project. Since that making roof tile is like making money for the Jatiwangi people. Rapidly we shifting our cultural relation to our local material which is Tanah (soil, clay, land) into a commodity that accumulates a lot of capital. Fifteen years ago, Jatiwangi art Factory, slowly find out again the cultural aspect from our local material by connecting again the cultural value with various artistic practices. We have been digging again the memories, spiritual value, ritual, proudness, cultivating attitude from our Tanah as local material as a tool of subjectivity. Because recently, along with that, the third wave of modernization came through manufacture industrial development.

Based on that background and context, for this symposium, we are interested to put the material as tools of subjectivity and we imagine to do it in two ways: 1) Performative Presentation about the material (Tanah) as a tool of subjectivity in the context of development 2) Workshop in collaboration with ook_huis and the art students. The premise of the workshop is to exercise and reconnect with Tanah as a tool of subjectivity in the European context or in the particular Netherlands. We imagine to mapping the community land or the private land that should belong to the community around Rotterdam and then choosing one as a location to do a workshop. We can use various artistic translations such as drawing, performance, sculpture, activity, etc.

JaFtactics

Limbering The
Industrial Ryhme

**Material
Subjectivity**

Offering New Ritual

Creating a New
Mythology

- memory
- history
- sense of belonging
- socio-cultural value
- politic economy relation
- power
- **ancestor**
- spiritual

introduction (ca. 30 minutes)

- > Ismal introduces JaF and the idea of Tanah (=soil) as “local material, as a tool of subjectivity” > using the presence of 'ancestors' or certain energies > what do other people think of that idea? In what way?
- > mariëlle introduces ook_huis: inspired among others by JaF, where ook_ did research two summers on the issue of renovation > www.ook.website

JaF asked ook_: what is the idea of Tanah in Rotterdam?

- > a piece of land near the Willem de Kooning Academy is a good example of (now) private land that should belong to the (local) community: as a space to gather, hang out, a place that is always empty and ready for temporal activity
 - > mariëlle shows the place on Google maps > How to keep the memories of the activities that happened, or how can we keep using that place somehow? Can we infuse it with weed-mentality? Or is the building itself a weed already?
- > We invited Kerem Akar(ex-student of WdKA) to talk a bit about this place and his project ESLF: Empty Space Liberation Front.


<https://keremakar.hotglue.me/?ESLFZINE>

Workshop: (ca. 90 minutes)

> ook_mariëlle: when we started living in ook_huis in de Tarwewijk, I made weekly walks in my new neighbourhood, to understand where we were living, to understand its materiality
> I developed an interest in herbs/weeds and their behaviour and started thinking: how can we learn from them, from their attitude of taking in space between the cracks of urbanisation and human developments? How to use their resilience, stamina, defiance (opstandigheid)?

> **inspired by the idea of a potion**, a *ramuan*, and the notion that the plants we need grow in our vicinity, we will make a ramuan gulma (weed concoction) - to infuse the tanah in your neighbourhood with a power connected to the properties of your weed! Maybe to protect from gentrification? Or just to keep that place next to your house empty?

> keywords: new rituals, invented tradition, weedpower!





ramuan gulma

(weed concoction for infusing the Tanah in your neighbourhood with certain power)

step 1

preparation:

shaking like a tree

We stand with our two feet firmly on the ground. Slowly and very gently we start shaking. First the hands and fingers. Then the arms and shoulders. They are like the branches of a tree and you are shaking off all your dead leaves and dead twigs. Your head is allowed to rock along quietly and you can also open the mouth and let the tongue hang outside. We shake the body and mind like a tree in a strong wind. We

free it from unwanted suspicions, old beliefs, and judgments. We visualise all the excess information leaving our body like swirling dust and dead leaves, slowly moving towards the earth where they will serve as humus for other entities..

ramuan gulma

*(weed concoction for infusing the Tanah in
your neighbourhood with certain power)*

step 2.

go around your block and
find a plant that catches your
eye...

(use your intuition: the plant speaks to you)

make a picture of it,
or take a small piece home
(never pull the root)

(15 minutes)

nb. If you do not want to go out, you can also walk
around somewhere virtually and use your
intuition to find/attract a plant online.

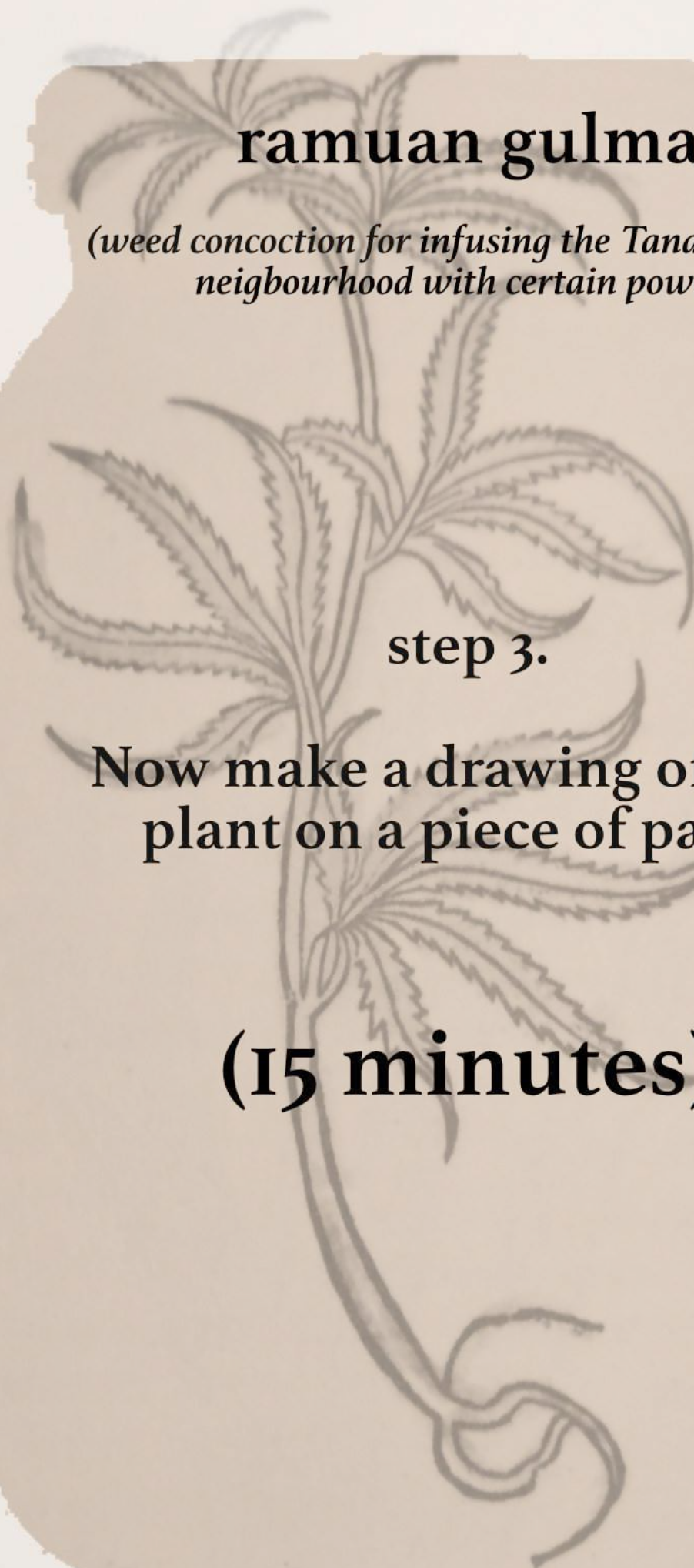
ramuan gulma

(weed concoction for infusing the Tanah in your neighbourhood with certain power)

step 3.

Now make a drawing of your plant on a piece of paper

(15 minutes)





ramuan gulma

*(weed concoction for infusing the Tanah in your
neighbourhood with certain power)*

step 4.

**Do some research on the
properties of your plant in your
own preferred way...**

(10 minutes)



ramuan gulma

*(weed concoction for infusing the Tanah in your
neighbourhood with certain power)*

step 5.

write a short mantra/incantation
related to the properties of your
plant next to you drawing

(5 minutes)



ramuan gulma

(weed concoction for infusing the Tanah in your neighbourhood with certain power)

step 6.

Now put your paper with drawing and incantation in a jar or bottle filled with water from your kitchentap.

Steep for 5 minutes and our ramuan gulma is ready for use...

